



over **50** YEARS OF CUSTOM
DESIGNED + BUILT
playgrounds



Playgrounds by
LEATHERS
Dream. Build. Play!





For over half a century,

LEATHERS & ASSOCIATES

has brought to life some of the world's coolest playgrounds!

It all started back in 1971 with Bob Leathers, who imagined a whole new type of playground based on the **ideas + dreams** of kids. He longed to break the mold of traditional, manufactured playgrounds by creating ones that were custom designed, site built and unique to each community.

Over 3,400 playgrounds later, his son, Marc Leathers, and the L&A team continue that mission for a new generation of children.

If you're thinking of building a playground, give us a call! We can help you create a magical space that your community will treasure for decades.





THE LEATHERS DIFFERENCE



"We love what Leathers has done for our community! Thank you for leading us & thank you for making this happen! It has exceeded our expectations!"

"This park is amazing. Everything about it is great. So much thought and hard work went into it. Why go to Disney when you have this in your area!?"

"Never a dull moment! I have so much fun that I don't like leaving, but when I do, I always leave with memories to last a lifetime!"

Each Leathers playground is one-of-a-kind and reflects the community in which it is built. Designs are inspired by natural and historic features, local traditions, architecture – and, of course, the ideas and imagination of **YOUR** kids. That's right – with community builds, children will see their very dreams become reality.

In addition to being a source of community pride, our modern playgrounds are long-lasting and maintenance-friendly. We construct them from recycled structural and composite plastic lumber, combined with a range of manufactured and site-built equipment. This gives us an unparalleled ability to create custom details and exciting play experiences. While our team is passionate about the power of play, we take safety and accessibility very seriously. Every playground meets ASTM standards and CPSC guidelines and, upon completion, is inspected by one of our certified specialists.

We've built playgrounds in all 50 states and 7 other countries, so wherever you are, a Leathers playground is within your reach!



Lake Charles, LA

A WORLD of play options!

Our playgrounds feature all kinds of linked and freestanding play equipment – the examples on this page represent just a fraction of the possibilities available to you.

Check out our Facebook for more!



INCLUSIVE PLAY



"My daughter now has a place where she can feel included and not like an outsider looking in. She can participate in anything she wants to. It is her freedom from the every day normal."



Salinas, CA

As an early leader in accessible play, we strongly believe that every child deserves the opportunity to play without physical or social barriers to inclusion. That's why our playgrounds not only meet – but exceed – ADA guidelines.

Our designs include features for children and adults with mobility limitations, sensory progressing disorders, visual and auditory impairments, and developmental and cognitive delays. We utilize equipment with different levels of challenge, providing play opportunities for children of all abilities, which fosters **cooperative, social and shoulder-to-shoulder play**. We can – and do – incorporate special-needs elements in playgrounds of any size!

We have created some of the most loved and highly acclaimed fully inclusive playgrounds anywhere, including Tatum's Garden in Salinas, CA, All-Together Playground in Orem, UT, and Hope Park in Frisco, TX.



"Today was one of the best days of our lives. To see that smile on my sweet son's face when I put him in the swing was breathtaking."

"I work at a school for autistic children/teens and my students loved it!"





Schematic

The design process usually begins with the creation of a schematic designed to meet the needs of your community.



Design Development

After you've reviewed and provided feedback on the schematic, we will fully develop your design and create drawings that will guide construction of your project. We can also produce a 3D artist's sketch of your project.



Design Days

Design days are a popular way to kick off your playground project!

We review your overall goals.

Collect the kids ideas and produce a unique custom design!



Back in our office our design team reviews the kids drawings, and uses their ideas to inspire your schematic design.

As we work through the design process we will produce a final design and a 3D rendering. These can be revealed to the community at a design unveiling helping to kick off your project!

Design days generate community excitement and support, generate publicity, and provide a high energy kickoff to fundraising campaigns. They are especially helpful if you plan to hold a community build for your project.



BUILDING YOUR PLAYGROUND



Community Builds

This method of design is near and dear to our hearts. Under the supervision of construction consultants, hundreds of volunteers work side-by-side to build the playground from the ground up - all within the span of 1-2 weeks! On the final day, the community celebrates with a fun, grand opening party.

Interested in learning more about community builds?

We'd love to send you our Jumpstart Guide, which provides an overview of the community build process as well as all of the information you need to hit the ground running. In addition, we will provide you with our Planning Guide, which offers detailed, step-by-step guidance on fundraising, volunteer recruiting, planning and more. You'll never be without our help; a Leathers project manager will work with you every step of the way.



Perry Hall, MD

Contractor Builds

This build method is an excellent option for projects in which the community build is not practical or desired. Leathers construction consultants build your playground directly, and/or they can be assisted by local labor. This might include municipal workers, local contractors, smaller numbers of volunteers or some combination of the like. Whatever type of build you choose, Leathers will create a custom-designed, turn-key playground option for you!



EXISTING LEATHERS PLAYGROUNDS



Do you have an existing Leathers playground?

Let's talk about....

MAINTENANCE

You can order most replacement parts directly from us. We can also provide guidance on surfacing and component replacement.

ASSESSMENTS

If you have a playground in need of a little TLC, we can visit the site, assess its condition, and provide detailed recommendations.

RENOVATIONS

Many older playgrounds (>20 years) can benefit from a comprehensive renovation. Depending on your needs, we can do everything from replacing aging equipment to restructuring portions of the playground to improve accessibility. Renovations can be done as contractor or community builds.

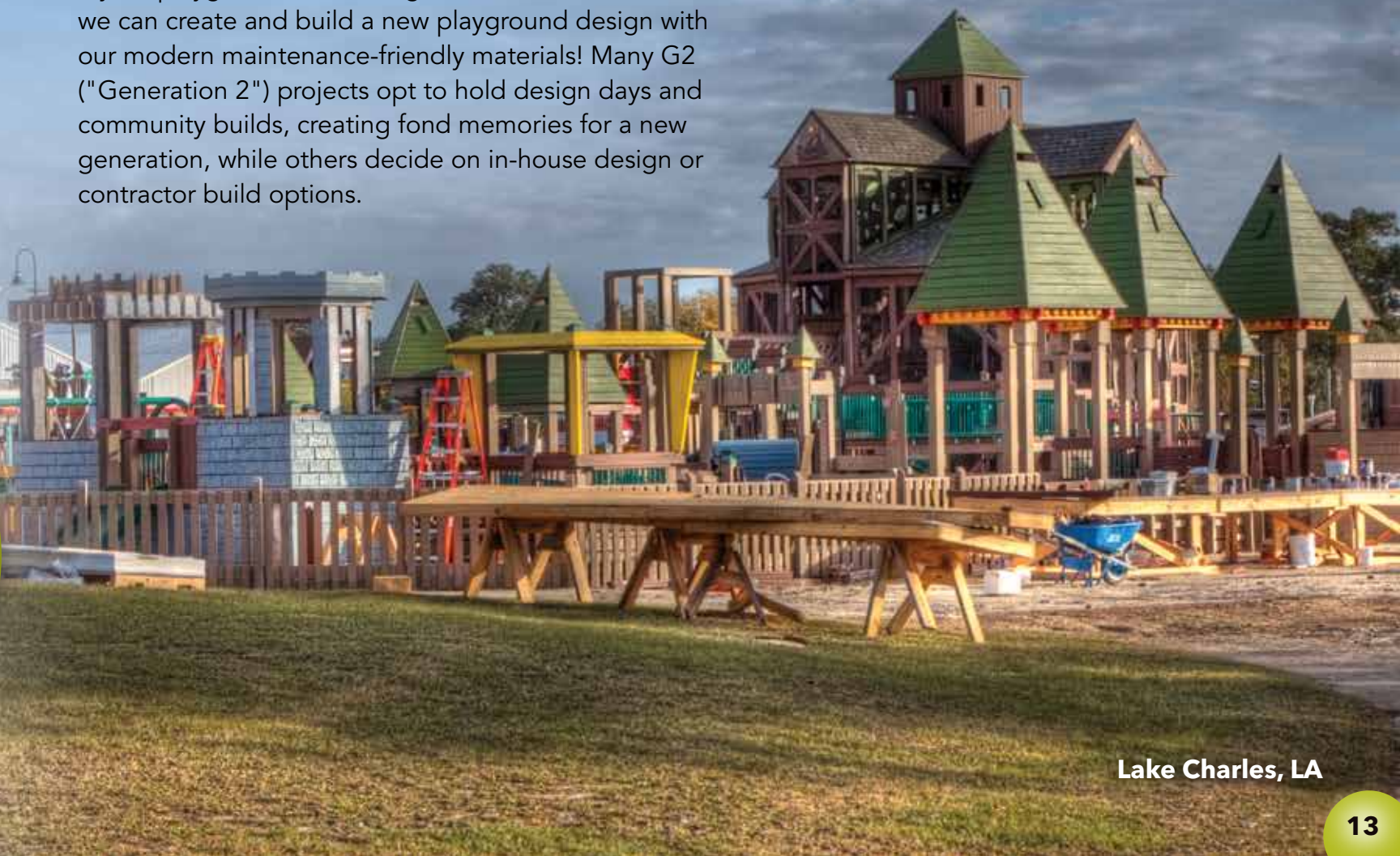


Boca Raton, FL




SECOND GENERATION (G2) BUILDS

If your playground is reaching the end of its useful life, we can create and build a new playground design with our modern maintenance-friendly materials! Many G2 ("Generation 2") projects opt to hold design days and community builds, creating fond memories for a new generation, while others decide on in-house design or contractor build options.



Lake Charles, LA

DESIGN SAMPLES



Our playgrounds come in all shapes and sizes and typically include areas for younger children (ages 2-5 or "tot" lot) and older children (5-12).

We are a full-service design-to-build firm. Our budgets include everything within the playground: structures and components, fencing or perimeter, seating and safety surfacing.

We also include project management assistance developing a fundraising plan, construction supervision and inspection of your finished playground by one of our Certified Playground Safety Inspectors.

LARGE
INCLUSIVE:
Between
13,000 and
20,000sqft

Yuma, AZ



MEDIUM:
Approximately
10,000 sqft

St. Helena, CA



SMALL:
Approximately
2,000 sqft

Stuart, FL





Planning Your Budget

When deciding on a budget, you will want to consider the nature of your project, your available funds and what you will be able to fundraise. The cost of a playground depends on its size and components.

SIZE

We build everything from small, toddler playgrounds to large, fully-inclusive projects. Contact our office for additional examples.

SURFACING

Surfacing can be a substantial part of your budget. The most cost-effective is a loose fill product like engineered wood fiber. The most popular, yet more expensive, option is unitary surfaces like poured-in-place (PIP) rubber, which provide a higher level of accessibility.

BUILD TYPE

The most cost-effective is the community build; a contractor build requires less work for you and your community, but labor costs will be a much larger portion of your budget.

CONTACT US!

We can help you evaluate your options, establish a budget and develop a fundraising plan.



Playground Care

Caring for your playground properly means that children in your community will still be playing on it 30+ years from now! L&A uses the best of today's recycled plastic lumber which ensures your playground will require minimal maintenance. As you care for your playground, we are always here to help! Here's what to expect from us:

A PLAYGROUND CARE GUIDE

This includes checklists, safety inspections, education and safety suggestions, forms, material specifications, and supplier contact information.


PERSONAL GUIDANCE

We offer unlimited phone and email support to answer your questions and assist you with maintenance and repairs. Don't hesitate to contact us at (877) 564-6464 or by email at leathers@leathersassociates.com.

ASSESSMENTS

We offer optional, fee-based assessments and maintenance recommendations. We can comprehensively review the state of your playground and recommend renovations, retrofits, accessibility upgrades and more!





What does a playground cost?

It depends on the scope and nature of your project. We have designed everything from small playgrounds costing less than \$50,000 to large, fully-inclusive projects costing over \$700,000.

What are the costs involved in building a playground?

For a community build, most of your costs relate to materials and equipment, plus our professional fees. For contractor builds, cost of labor is additional.

What do your professional fees include?

The design of your playground, from initial schematic to construction drawings, as well as an optional 3D rendering. We also offer project management and construction supervision. For contractor builds, fees may include labor, materials and direct expenses.

What about accessibility?

All our playgrounds meet and exceed ADA requirements. Whether it's large or small and/or all-inclusive, we can help you design a playground that meets the needs of all the kids in your community.

What kind of playground equipment do you offer?

Leathers offers all types of equipment, ranging from unique pieces built on site to manufactured items.

What are my surfacing options?

Our most popular options are engineered wood fiber (EWF) and poured-in-place (PIP) rubber. Some projects have also opted for shredded rubber or playground turf. All surfaces have pros and cons. For example, EWF is economical but needs regular attention to meet ADA. PIP is wheelchair friendly and low maintenance but is significantly more expensive. We will help you choose the surface that best fits your site.



How much maintenance will our playground need?

Our modern playgrounds are very maintenance friendly and can last 30 years or longer. Like all playgrounds, wear and tear is normal and pieces may need periodic attention. We provide a long-term care guide and are always available to answer questions.

How long does it take to plan a playground?

From start to finish, a community build takes from 6-12 months while a contractor build can range from 3-8 months.

How long does it take to build a playground?

Community builds take between 5-9 days; in the two weeks prior to the build, there also will be site work and construction preparation. For contractor builds, 3-5 weeks is fairly typical.

What times of year can you build?

It depends on your climate. We recommend spring or fall for community builds and in places where summers are hot. We have built in November, January or February in southern locations; more northerly regions generally build in the spring, summer or fall.


Is it really possible to build with volunteers?

Absolutely! We've been doing it for almost five decades, and we know how to do it and do it well!

On a contractor build... who provides the contractors?

It varies, depending on the needs of the project. We will discuss this with you and work out the best approach.





Playgrounds by **LEATHERS**

 LeathersAssociates.com |  /LeathersAssociates

CALL US: 1.877.564.6464

EMAIL: Leathers@LeathersAssociates.com

PO Box 3364

Jupiter, FL 33469-9998

